


DISCLAIMER

All labeling reflected on this website is for informational and promotional purposes only. It is not intended to be used by healthcare professionals or patients for the purpose of prescribing or administering these products. Questions regarding the current content of product labeling should be directed to Akom's Customer Service department at 800.932.5676.

PAREMYD®
 (hydroxyamphetamine hydrobromide/tropicamide
 ophthalmic solution) 1%/0.25%
 Sterile

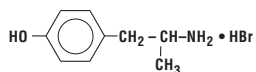


Rx only

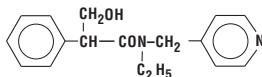
DESCRIPTION

PAREMYD® sterile ophthalmic solution is a topical mydriatic combination product for ophthalmic use.

STRUCTURAL FORMULAE



hydroxyamphetamine hydrobromide



tropicamide

CHEMICAL NAME

Hydroxyamphetamine hydrobromide: Phenol, 4-(2-aminoethyl)-, hydrobromide
 Tropicamide: Benzeneacetamide, N-ethyl- α -(hydroxymethyl)-N-(4-pyridinylmethyl)-

CONTAINS

Actives: Hydroxyamphetamine hydrobromide, USP 1.0%
 Tropicamide, USP 0.25%

Preservative: Benzalkonium Chloride 0.005%

Inactives: Edetate Disodium 0.015%, Sodium Chloride; Hydrochloric Acid and/or Sodium Hydroxide may be added to adjust pH (4.2 to 5.8 during its shelf life), and Water for Injection. The osmolality of PAREMYD® is approximately 307 mOsm/L.

CLINICAL PHARMACOLOGY

PAREMYD® Solution combines the effects of the adrenergic agent, hydroxyamphetamine hydrobromide, and the anticholinergic agent, tropicamide.

Hydroxyamphetamine hydrobromide is an indirectly-acting sympathomimetic agent which, when applied topically to the eye, causes the release of endogenous norepinephrine from intact adrenergic nerve terminals resulting in mydriasis. Since hydroxyamphetamine hydrobromide has little or no direct activity on the receptor site, dilation does not usually occur if there is damage to the presynaptic nerve terminal, e.g., Horner's Syndrome. However, it is not known whether damage to the presynaptic nerve terminal will influence the extent of mydriasis produced by PAREMYD®. Hydroxyamphetamine hydrobromide has minimal cycloplegic action.

Tropicamide is a parasymphatholytic agent which, when applied topically to the eye, blocks the responses of the sphincter muscle of the iris and the ciliary muscle to cholinergic stimulation, producing dilation of the pupil and paralysis of the ciliary muscle. Tropicamide produces short-duration mydriasis. Although cycloplegia occurs with higher doses of tropicamide, there is evidence with 0.25% tropicamide that full cycloplegia does not occur.

Since both these agents act on different effector sites, their simultaneous use produces an additive mydriatic effect. PAREMYD® provides diminished pupil responsiveness to light, facilitating ophthalmoscopy. The onset of action with PAREMYD® occurs within 15 minutes, followed by maximum effect within 60 minutes after instillation of one drop. Clinically significant dilation, inhibition of pupillary light response, and partial cycloplegia last 3 hours, with recovery beginning at approximately 90 minutes and with complete recovery occurring in most patients in 6 to 8 hours. However, in some cases complete recovery may take up to 24 hours. Effectiveness may differ slightly in patients with light and dark irides, with those patients with light irides experiencing a slightly greater mydriasis.

INDICATIONS

PAREMYD® Solution is indicated for mydriasis in routine diagnostic procedures and in conditions where short-term pupil dilation is desired. PAREMYD® provides clinically significant mydriasis with partial cycloplegia.

CONTRAINDICATIONS

PAREMYD® Solution should not be used in patients with angle-closure glaucoma or in those with narrow angles in whom dilation of the pupil may precipitate an attack of angle-closure glaucoma. This product is also contraindicated in patients who are hypersensitive to any of its components.

WARNINGS

For topical ophthalmic use only; not for injection.

There is evidence that mydriatics may produce a transient elevation of intraocular pressure in patients with open-angle glaucoma.

This preparation rarely may cause CNS disturbances which may be particularly dangerous in infants, children or the aged. Psychotic reactions, behavioral disturbances and vasomotor or cardio-respiratory collapse have been reported with the use of anticholinergic drugs.

PRECAUTIONS

General: Patients with hypertension, hyperthyroidism, diabetes or cardiac disease (i.e., arrhythmias or chronic ischemic heart disease) should be monitored after instillation. The elderly and others in whom glaucoma or increased intraocular pressure may be encountered following administration of PAREMYD® Solution should also be monitored closely. To avoid inducing angle-closure glaucoma, an estimation of the depth of the angle of the anterior chamber should be made.

Information for Patients: Patients should be advised not to touch the dropper tip to any surface since this may contaminate the solution. Patients should be advised to use caution when driving or engaging in other hazardous activities while pupils are dilated. Patients may experience photophobia and/or blurred vision and should protect their eyes in bright illumination when pupils are dilated. Parents should be warned not to get this preparation in their child's mouth and to wash their own hands and the child's hands following administration.

Carcinogenesis, mutagenesis, impairment of fertility: No studies have been performed to evaluate the carcinogenic, mutagenic or impairment of fertility potential of PAREMYD®.

Pregnancy: Pregnancy Category C. Animal reproduction studies have not been conducted with PAREMYD®. It is also not known whether PAREMYD® can cause fetal harm when administered to a pregnant woman or can affect reproduction capability. PAREMYD® should be given to a pregnant woman only if clearly needed.

Nursing Mothers: It is not known whether this drug is excreted in human milk. Because many drugs are excreted in human milk, caution should be exercised when PAREMYD® is administered to a nursing woman.

Pediatric Use: Safety and effectiveness in pediatric patients have not been established. PAREMYD® may rarely cause CNS disturbances which may be dangerous in infants and children. Psychotic reactions, behavioral disturbances and vasomotor or cardio-respiratory collapse in children have been reported with the use of anticholinergic drugs. (See **WARNINGS**). Keep this and all medications out of the reach of children.

Geriatric Use: No overall differences in safety or effectiveness have been observed between elderly and younger patients.

ADVERSE REACTIONS

Increased intraocular pressure has been reported following use of mydriatics. Transient stinging, dryness of the mouth, blurred vision, photophobia with or without corneal staining, tachycardia, headache, allergic reactions, nausea, vomiting, pallor and muscle rigidity have been reported with the use of tropicamide and/or hydroxyamphetamine hydrobromide, and thus may occur with PAREMYD® Solution. Central nervous system disturbances have also been reported. Psychotic reactions, behavioral disturbances, and vasomotor or cardiorespiratory collapse have been reported with the use of anticholinergic drugs.

Rare but serious cardiovascular events, including death due to myocardial infarction, ventricular fibrillation and significant hypotensive episodes have occurred shortly following PAREMYD® instillation.

OVERDOSAGE

Ocular overdose will cause dilation of the pupils. Systemic overdose or ingestion of large doses may result in hypertension, cardiac arrhythmias, sub-sternal discomfort, headache, sweating, nausea, vomiting and gastrointestinal irritation. Patients with systemic overdose should be carefully monitored and treated symptomatically.

DOSAGE AND ADMINISTRATION

One to two drops in the conjunctival sac. The onset of action with PAREMYD® Solution occurs within 15 minutes followed by maximum effect within 60 minutes. Clinically significant dilation, inhibition of pupillary light response, and partial cycloplegia last 3 hours.

Mydriasis will reverse spontaneously with time, typically in 6 to 8 hours. However, in some cases, complete recovery may take up to 24 hours.

HOW SUPPLIED

PAREMYD® (hydroxyamphetamine hydrobromide/tropicamide ophthalmic solution) 1%/0.25% as a 15 mL solution in a 15 mL opaque white, low density polyethylene bottle with a natural low density polyethylene dropper tip and a red polypropylene cap.

15 mL - NDC 17478-704-12

STORAGE: Store at 20° to 25°C (68° to 77°F) [see USP Controlled Room Temperature]. **Protect from light.**



Manufactured by: **Akorn, Inc.**
 Lake Forest, IL 60045